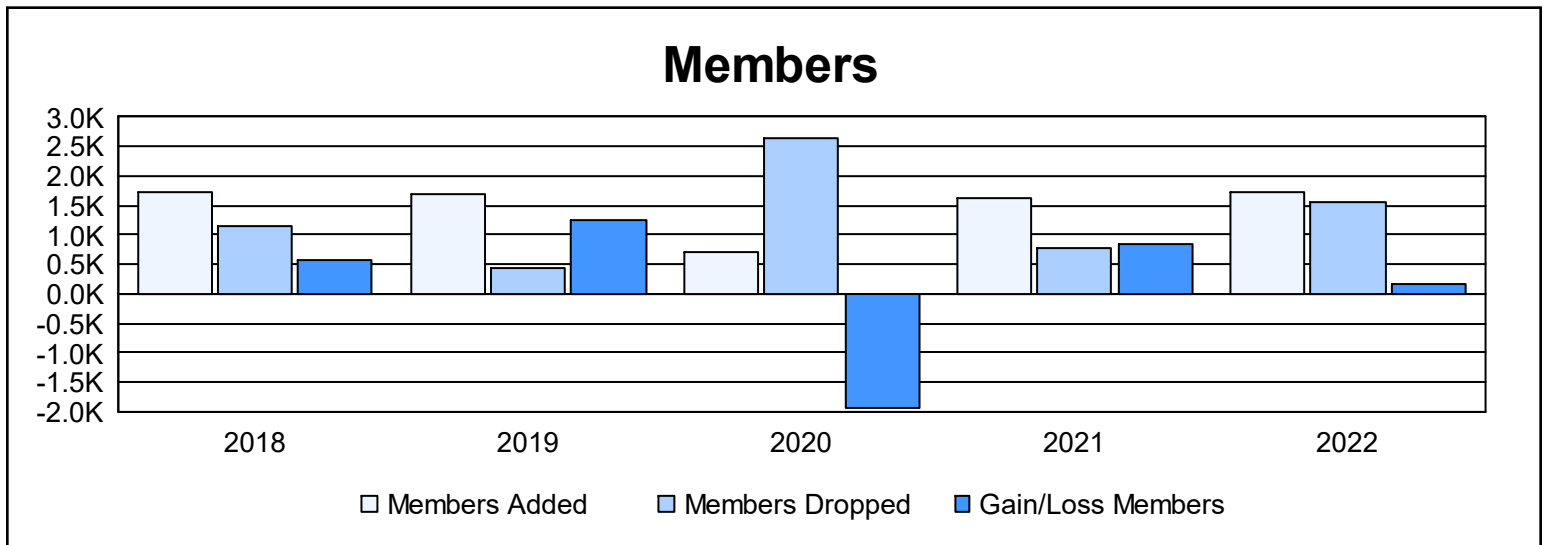
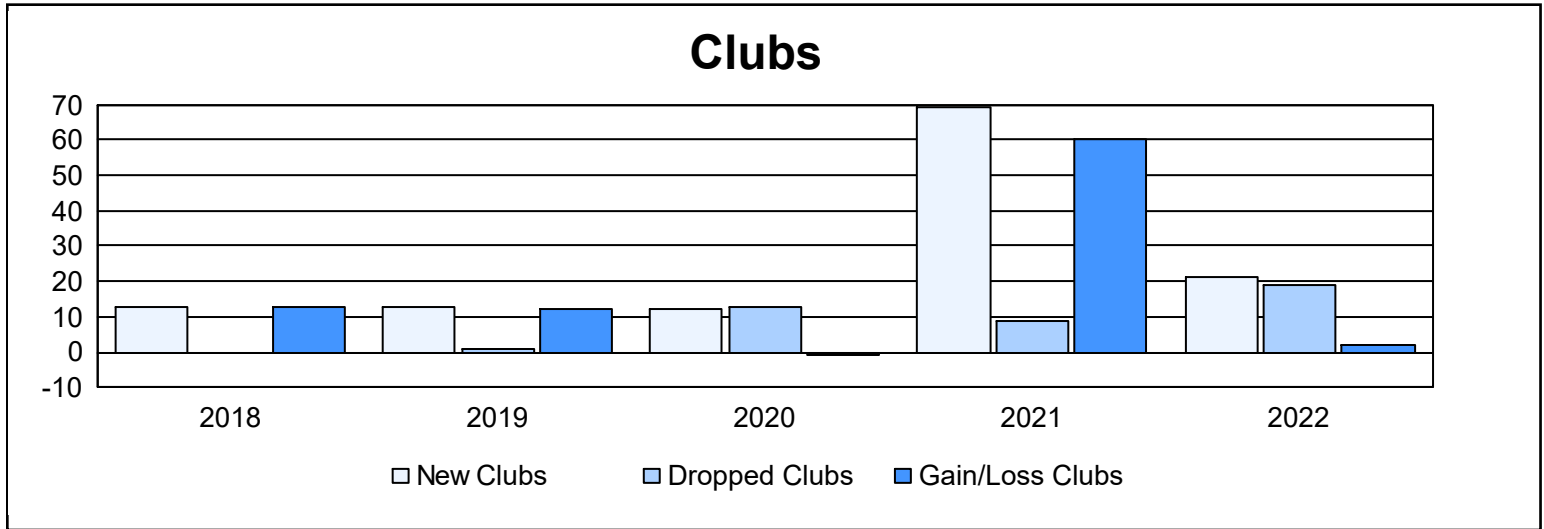
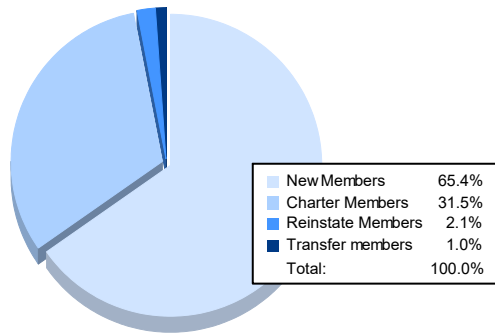


| Year           | New Clubs | Dropped Clubs | Gain/ Loss Clubs | New Members | Charter Members | Reinstate Members | Transfer Members | Total Member Added | Total Members Dropped | Gain/ Loss Members |
|----------------|-----------|---------------|------------------|-------------|-----------------|-------------------|------------------|--------------------|-----------------------|--------------------|
| 2017-2018      | 13        | 0             | 13               | 1,313       | 308             | 91                | 16               | 1,728              | 1,163                 | 565                |
| 2018-2019      | 13        | 1             | 12               | 1,191       | 460             | 27                | 8                | 1,686              | 433                   | 1,253              |
| 2019-2020      | 12        | 13            | -1               | 144         | 235             | 299               | 14               | 692                | 2,629                 | -1,937             |
| 2020-2021      | 69        | 9             | 60               | 362         | 1,243           | 25                | 3                | 1,633              | 789                   | 844                |
| 2021-2022      | 21        | 19            | 2                | 1,123       | 541             | 36                | 18               | 1,718              | 1,548                 | 170                |
| <b>Average</b> | <b>26</b> | <b>8</b>      | <b>17</b>        | <b>827</b>  | <b>557</b>      | <b>96</b>         | <b>12</b>        | <b>1,491</b>       | <b>1,312</b>          | <b>179</b>         |



### Membership Composition June 2022 Cumulative



### Gender Composition June 2022 Cumulative

